

Genuine IPMS Richmond

# SPARE PARTS

February

An IPMS/USA Award Winning Newsletter

2021

Next Meeting:

Because of COVID-19 concerns, all previously scheduled IPMS Richmond activities are cancelled until further notice. Any change of status will be shared with chapter members via email, social media, and/or phone.



Just 30 years ago... On Aug. 2, 1990, Saddam Hussein led a well-equipped Iraqi army into Kuwait, an ally and major oil supplier of United States. On Jan. 17, 1991, Operation Desert Shield became Operation Desert Storm. After air attacks (including Kuwait's vintage A-4K's, like that pictured above) lasting for six weeks, the ground campaign lasted only 100 hours before Kuwait was liberated. Recently, I requested images of *Spare Parts* readers' own scale examples of Desert Storm combatants. The resulting response is presented in Desert Storm Gallery, page 6, beginning with Gene Rasmussen's build of Trumpeter's 1/72 "Marine Command" LAV-C2, on page 4.

IPMS Richmond - Social Media Presence

[www.ipmsrichmond.blogspot.com](http://www.ipmsrichmond.blogspot.com)



# SPARE PARTS LIST

Meetings Cancelled Until Further Notice .... Pg. 1

President's Message..... Pg. 2

Final Roll Call..... Pg. 2

Project Assist Request..... Pg. 3

Heart of the South Toy Soldier Show/Sale... Pg. 3

Trumpeter 1/72 LAV-C2 Build, Part 1..... Pg. 4

Desert Storm Gallery..... Pg. 6

Desert Storm Revell 1/72 Challenger I Build.. Pg. 8

Kit Preview: AMT's new 007 Mach 1, Part 2.. Pg. 10

Chapter Information ..... Pg. 11

## PRESIDENT'S MESSAGE:

...Michael Lyons

Guys,

It has been awhile since we have been able to meet in person, but I know you all have been working on something to pass the time and keep your sanity. For the March Spare Parts lets share what we have been working on with Mark so he can get in the newsletter. Does not matter if its just starting or a completed model send Mark some pics and any build details to share with the rest of your fellow modelers. Also if you have any new tools, tips or model releases that you are using or following.

Thanks, Mike



## Final Roll Call...

Dear IPMS Richmond,

I want to let IPMS Richmond club members know that long-time Raleigh Eagle Squadron member Woody Griffin has passed away. Woody was a regular attendee at shows in Virginia and the Carolinas. He competed mostly in 1/48 WW2 propeller aircraft. Woody always made the Richmond shows. He will be missed.



... Lee Griffin (no relation)  
IPMS Eagle Squadron



**Project Assist Request:**



I'm looking for a 1/25-1/50 scale flatbed trailer of a type that would be used to haul a fighter jet. Model has to be of prototype 1955 -1965 era trailer. Please see picture at left. I already have a road tractor. Please contact me at: [tylerturpin@verizon.net](mailto:tylerturpin@verizon.net)

Tyler Turpin

**Event:**

# The 67th VIRGINIA HEART of the SOUTH TOY SOLDIER MILITARY & MINIATURE FIGURE MILITARIA COLLECTIBLES SHOW AND SALE SATURDAY

Feb. 20, 2021 9:00 AM - 3:00 PM

AT THE ANNANDALE VFD COMMUNITY CENTER

7128 COLUMBIA PIKE ANNANDALE, VIRGINIA 22003

50+ TABLES



Face Masks Required and Social Distancing Rules Apply by Mandate of the Virginia Health Department.



ADMISSION  
ADULTS \$5.00  
Children Under 10  
Free with Adult

RAFFLE  
DRAWINGS FOR  
FREE PRIZES  
EVERY HOUR  
10am - 1pm

**FREE  
PARKING**








Many parts are tiny!

Trumpeter's 1/72nd scale Marine Command LAV. I am building this for a 30th Desert Storm anniversary build in the group All Things Scale. I was not thrilled to see it was 1/72nd when I expected 1/35th. LOL. Anyway, I can't get over the parts count for this little thing, and the number of those that are nearly invisible to the eye. Well, mine, anyway.

Kit actually has separate vinyl tires and 3 sets of different hub styles! There are 24 parts to the undercarriage, axles, springs, etc. Before mounting the props to the hull, it needed to paint them Tamiya's "Light Sand". Used a a light application of brown panel liner to the hubs to just pick out detail.

Every part has had at least one trip to the floor, as they don't like tweezes too much. Today alone, was five floor trips to install nine antennae to the roof. It is a nice little vehicle, and not that time consuming. The worst part has been removing sprue "gates" which are mostly larger than the part they held.



...Gene





Please support our small local retailers...

**Walt's Hobby Shop**  
www.waltshobbyshop.com

Serving the Tri-Cities Since 1969

2791 S. Crater Road  
Petersburg, VA 23805

(804) 861-1333  
Call before visiting.  
email: waltrail@comcast.net



**PET WORLD**

Chesterfield Meadows  
Shopping Center

SINCE 1987 804-748-3620

Discounts on model orders.  
hours: mon-fri 10-7  
sat 10-6, sun closed  
email: petworldva@gmail.com





# Desert Storm Gallery



Sam Morgan: "What a great idea! Here is Tamiya's 1/35 M1A1, with lots of scratch-built parts and pieces (especially around the mantlet area)."



The old raised panel lined Monogram 1/48th A-10 "Thunderbolt II" (better known as the "Warthog"). Paint by Tamiya sprayed thru an Iwata Eclipse, markings: Superscale sheet #48-432 "Desert Storm A-10 Warthogs". One "non-standard issue" Sidewinder is to be added to right wing rack.






*That's some old PolyScale paint! Kuwaiti markings will be the old, but reliable, Superscale decals.*



My son, Joe, gave me this kit as a birthday present when he was 3, almost 40 years ago. I started it 15 years ago (a "backburner project"), and its time to complete its transformation to the A-4KU of 1991. Markings will be from Superscale's sheet #48-0399 "Free Kuwaiti A-4KU's..." -editor



*Above & Below:* I bought the Tamiya 1/35 AAVP7A1 at a special collection sale sponsored by AMPSCV not long ago. In progress, it will be enhanced with lots of attached American gear and Iraqi regime change





## Challenger I Mk. 2

Command Tank  
Regimental HQ, 14th/20th King's Hussars  
4th Armoured BDE., 1st (UK) Armoured Division  
Operation Desert Sabre  
Iraq, February 1991

### Turret Modifications

- Barrel drilled out, PE rifling added
- MRS hood hollowed out
- Interior baffles and coaxial MG added to mantlet
- Tie downs replaced
- Smoke dischargers replaced with plastic rod
- Kit cammo net basket replaced with PE
- Lift eyes drilled out
- TOGS barbette opened, TISH, PE door, and top detail added
- Commander's day/night sight reshaped, opening and PE door added
- Commander's MG drilled out, spotlight added
- Chieftain bin added to left side
- Scorpion bin added to right side
- Gunner's sight cover removed and repositioned
- Missing antenna mount and command antenna mount added

## 1/72 Scale



### Turret Modifications (cont.)

- Covers and rails added to stowage bins
- GPS mast added
- Wire added to reel
- Lift lugs added to turret rear
- Welds added to front lift lugs
- Battery hatch handles undercut
- Loader's hatch hinges underscored
- Rail replaced with brass rod, ID sign and water cans added
- Loader's periscope added

### Hull Modifications

- Tools on nose armor underscored
- Nose armor attachment bolts added
- Missing tow lug added to lower glacis
- Headlights drilled out, lenses and PE guards with horn added
- Marker light hoods drilled out, lenses added
- Fire extinguisher system pulls added
- Handle added to driver's hatch
- Tow cables replaced with wire, keepers added from bits of PE fret
- Water can racks added
- Exhaust openings scribed



**Hull Modifications (cont.)**

- Latch detail added to stowage locker
- Railing added to rear corners
- Travel lock underscored
- Tow draw bar segmented
- Tool stowage reworked and detailed, pry bar added, shovel and pick handles underscored, pick head reshaped, brackets and pins added
- Fuel drum latches underscored, caps added
- Clearance between inner road wheels and torsion arms scored-in
- Suspension arm pivots reshaped

**Paint and Markings**

British Gulf War Light Stone – Model Master Acryl

Markings for command tank per illustration in New Vanguard 23

**References**


New Vanguard 23, Challenger Main Battle Tank 1982-1997

Challenger Squadron

Various issues of Tank Magazine







The kit's new valence and bumper, at left, replace the awful government mandated 1973 5-MPH impact bumper, as shown at right, on AMT's previous '71 Mach 1 kit attempt, my last completed car kit. Thank's, Round2!



I like the kit provided dash and instrument clusters, of AMT's previous '71 Mach 1 release, shown above. The new Red parts are great for collectors, but not builders.

So, how to proceed, to build my not-quite restored '71 Mach 1? Engine was the Cleveland H.O. 351 C.I.D., with operating Ram Air. I had added Hooker headers & Turbo-Flow mufflers. These power adding items could only be acquired after shelling out for replacing the rusted-out front frame & repairing an air-shock penetration of the trunk floor, just to pass inspection.

Comparatively, it will be rather inexpensive to replace the kit's 289 C.I.D. mill with the 351 from an AMT 1973 Cougar, if I can find one. My spare parts box contains plenty of dual exhaust components. The 007 '71 Mach 1 kit's hood does not include the two stock hood pin closures my 1:1 Mach 1 did, but trial and error punching out thin plastic stock and foil should do the trick.

I will save time in finishing, by replacing all the red molded parts of the new kit, with those tan parts from the previous '71 kit, except for the "correcting" components: body, front bumper assembly, and grill.



# IPMS Richmond Chapter Information

The Richmond Chapter of the International Plastic Modelers Society was established in 1972 by five area scale modelers. Combining great talent and passion for scale modeling, they created IPMS Richmond, with the expressed hope of spreading their enthusiasm for modeling to others in Central Virginia, and beyond.

Chapter members and guests meet the second Monday of each month, sharing their latest projects during "Show 'n Tell", developing improved modeling techniques while enjoying award winning members' demonstrations and special guest speakers. Members organize trips to public events that focus on scale modeling, competition, and history. Quarterly, our members gather just to build models as a group, and to enjoy each other's modeling, in-progress.

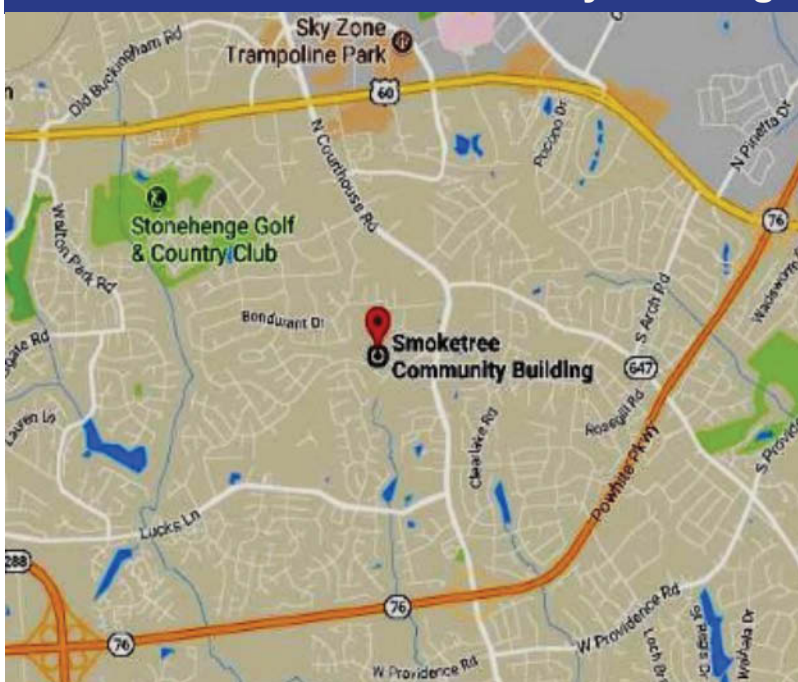
IPMS Richmond hosts the Mid-Atlantic's largest annual one-day scale modeling event, the Old Dominion Open model show and contest, which attracts a thousand, and more, to fellowship, compete, shop vendors offering the latest and vintage hobby products, and to be amazed at the over 1,000 completed scale models on display.

IPMS USA membership is encouraged, but not required. Chapter annual membership fee: \$25 (& special discount family membership fee). IPMS Richmond is governed by its constitution and by-laws, administered by annually elected officers. We share your love for scale modeling, no matter the subject, and we invite you to join us.

**visit [IPMSRICHMOND.blogspot.com](http://IPMSRICHMOND.blogspot.com)**



## Venue: Smoketree Community Building



**11100 Smoketree Drive, Richmond**

## Chapter Officers

*President, Prizes, Contact.....* **Michael Lyons**  
*mlyons@richmondicezone.com & 804.306.4517*

*Vice President .....* **Richard Leininger**  
*Raleininger@verizon.net & 804.739.2267*

*Treasurer.....* **Alex Valz**  
*avlz66@verizon.net & 804.929.1214*

*Secretary.....* **E.L. Motley**  
*804.852.7829*

*Old Dominion Open Chairman.....* **Chris Bryan**  
*modelprofessor@gmail.com*

*Facebook.....* **Bob Walls**

*Newsletter Editor.....* **Mark Elder**