

Genuine IPMS Richmond

SPARE PARTS

August

An IPMS/USA Award Winning Newsletter

2021

Next Meeting: August 9, 7:00, at Smoketree Community Bldg. (see Chapter Info page). Featured will be Show 'n Tell, Soldering Photo-Etched Brass Parts Demonstration (see page 13), and Activities updates. Bring a model and a friend. See you there!



Glen Martin's Dragon 1/48 Ju-188 "Schnellbomber", judged by July meeting attendees to be the Christmas In July Chapter Contest's "Best Entry". Congratulations, Glen!

IPMS Richmond - Social Media Presence
www.ipmsrichmond.blogspot.com

SPARE PARTS LIST

| | |
|---|--|
| Next "Meeting" is August 9: In-Person!..... Pg. 1 | IPMS USA National Convention..... Pg. 15 |
| Minutes of July 12 Chapter Meeting..... Pg. 2 | IPMS Richmond Chapter Info..... Pg. 16 |
| July 12 Chapter Contest Gallery..... Pg. 4 | |
| Book Review: Modeling British Aircraft..... Pg. 9 | |
| 2022 Old Dominion Open..... Pg. 10 | |
| Kit Review: Tamiya 1/48 P-38F/G Pg. 11 | |
| Soldering Photo-Etch Parts Preview..... Pg. 13 | |
| Generous & Honoring Kit Donation..... Pg. 14 | |
| Chapter Display Case Finds New Home!..... Pg. 14 | |

Chapter member Tim Bowman needs a ride to meetings. Tim lives at 1217 Nelson St., Richmond. He can meet you at Krogers on Cary St.. or elsewhere. Please Call Tim at (804) 301-2518

Minutes of July 12 Chapter Meeting...

by E.L. Motley, Secretary

Chapter President Mike Lyons called the meeting to order at 7:03 PM with 21 members present. Mike announced that the 2022 Old Dominion Open contract has been signed with the Richmond Raceway management. The Raceway rolled over our deposit from last year's cancelled show. There was no price increase for this year. We are ready to get to work preparing for the 2022 ODO.

Our large display case is now in place in its new home at HobbyTown (West Broad Street at Gaskins Road). A number of aircraft models that were taken out prior to the move from Chesterfield Airport were brought to the meeting. Mike requested that the models' owners reclaim them. This was done over the course of the meeting with no models being discarded.

Our goal is to expand the case from being only a display of model airplanes. We want to have all types of models showcased including cars, ships, armor, figures, space and science fiction. Members wishing to place one of their models in the case should contact one of the keyholders: Mike Lyons, Mark Elder or Gene Rasmussen. We anticipate a fourth member (living in the West End) also getting a key. In the meantime, Gene Rasmussen advised that he would gladly assist any members wanting to place a model in the case. Gene can set up a time to meet you—allow him about 45 minutes of travel time. We also want to have a suitable IPMS Richmond sign or plaque made and added to our case along with chapter meeting information. And if your displayed model is from a kit purchased at HobbyTown, be sure to tell us and the HobbyTown staff.

After closing and filing for bankruptcy, Squadron is now up and running under new ownership. The new owners are already selling model kits and supplies online (with apparently greatly improved customer service). However, the new owners do not own the Squadron / Signal publishing part of the former company. Those shopping for Squadron "In Action," "Walk Around" and other books will, for now, need to look elsewhere.

A new line of car model paints, Gravity Paints, is now available. These are high quality color matched paints that are manufactured in Spain. The company reportedly has a U.S. sales representative, but the best way to purchase Gravity products...

... is from the Spanish company's website. See Mike for more information.

Mike also announced that we have received about 40-50 hobby kits. Deb Bragg's husband recently passed away and she gave us a number of his kits. These will likely be divided between ODO prizes and the Fork Union hobby club. A formal expression of our appreciation will be made in the upcoming August Spare Parts.

Mike also announced that he was giving away some of his surplus paint and model supplies, which those in attendance were welcome to take.

Treasurer Alex Valz provided our monthly financial report.

Spare Parts ditor Mark Elder requested articles, kit reviews, show reports, photos and other copy for future issues of Spare Parts.

With our business and announcements concluded, members began judging the entries in our long-postponed chapter contest. After viewing 33 models spread across 9 categories, the votes were tabulated. Mark Elder and Bob Walls announced the winners for each category and presented First, Second and Third Place trophies. Secretary's Note: See the August issue of Spare Parts for a complete list of chapter contest awards.



Mike Lyons entered the AMT "Lost In Space Robot #1 & Robot #2 in the Chapter Contest. What a pair!



At our contest's conclusion, Mike announced that our next chapter contest is scheduled for our December meeting. He requested that the members decide upon a theme. After a brief discussion, two themes were suggested: "The Cold War" and "1941" (commemorating the 80th anniversary of the Pearl Harbor attack). A vote was taken by show of hands, and our December contest theme will be "The Cold War, 1960-1970." Apart from all of the planes, armor, warships, etc., of this period, models representing anything from the years of 1960 to 1970 will work. Mike also announced that our December contest will include some cash prizes as well as the usual trophies.

Our meeting then adjourned. The next chapter meeting will be Monday, August 9 at Smoketree Community Center. The Old Dominion Open Committee will also meet afterwards.


The 2020 Annual Chapter Contest was the highlight of the July 10 chapter meeting, delayed seven months because of Covid 19 restrictions. Thirty-three entries were registered by thirteen chapter members competing in eight categories. Managing the contest prevented the editor's taking photographs, but Glen Martin Studios stepped up and took the photos you see below. Glen did not wait to be asked, and his efforts to record the contest is greatly appreciated by me. ...Mark



Bob Walls' Kirin Resin "Mel Gibson As Braveheart's William Wallace" (left) took 1st Place in **Figures Category**, and Scott Ratliff's Airfix "British Coldstream Guard" (right) won 2nd Place.



Armor/Artillery/Softskin Category: Richard Leininger's RPG "Phalanx" (left) won 1st Place and Bob Walls' Tamiya "USMC M60A1 w/ERa & Dozer Blade" took 2nd Place.




Ron Craig's Mirage winter camouflaged "T-26 w/ BT-2 Turret" won 3rd Place in the **Armor/Softskin/Artillery Category**



Richard Leininger's Hasegawa "Mazda 767 B" won 1st Place in the **Civilian Auto Category**



(Left) Kimiyoshi Okabe's Surtees "TS-16/03" took 2nd Place, & Mike Lyons' 1/12th scale Tamiya "Porsche 934 RSR" (right) won 3rd Place in the **Civilian Auto Category**.




Aviation Category: Glen Martin's Dragon Ju-188 won 1st Place (left), & Scott Ratliff's ICM "P-51D" (right) took 2nd Place

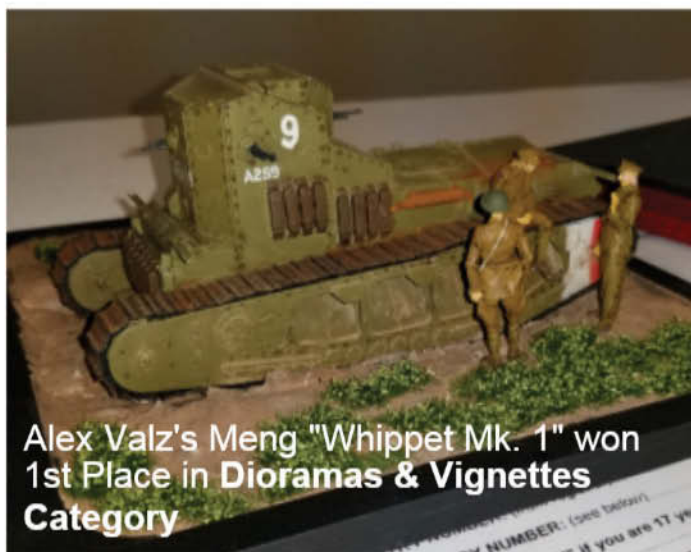




Alex Valz's Tamiya "P-38F Lightning" (Left) won 3rd Place in **Aviation Category**, & Lee Rothgeb's FFG "Federation Droid Tank" (right) took 1st Place in the **Real Space & Sci-Fi Category**.



"Real Space & Sci-Fi Category: (left) Scott Rattliff's AMT "Gimini-Titan Rocket" took 2nd Place, & (right) Kimiyoshi Okabe's Bandai "Ultra Hawk 001" won 3rd Place.




Alex Valz's Meng "Whippet Mk. 1" won 1st Place in **Dioramas & Vignettes Category**



Richard Leininger's "Ferrari F189" took 2nd Place in **Dioramas & Vignettes**.



(Above) Lee Rothgeb's Games Workshop "Trolls" won 3rd Place in **Dioramas & Vignettes Category**.



(Right) Richard Leininger's "Heller "Eiffel Tower" took 1st Place in **Other Subjects Category**



(Above) Mike Lyons' AMT "Dozer" won 2nd Place in the **Other Subjects Category**.



(Right) Scott Ratliff's Heller "Suzuki RGV5W" took 3rd Place in the **Other Subjects Category**.



Birth Year Category: (Left) Scott Holtz's Revell "Chilean Air Force P-47D Thunderbolt" won 1st Place & (Right) E.L. Moteley's Revell "Swiss Air Force P-51D Mustang" took 2nd Place.



James Crumpler took 3rd Place in **Birth Year Category** with his '41 "Plymouth" (not shown).



James Crumpler also entered the above AMT "Hadens Child Sprint Car"



Alex Valz also entered this AFV Club M60A1 "Patton"

Editor's Tamiya "Croat T-55A"



MODELLING BRITISH AIRCRAFT OF WORLD WAR II



MODELLING BRITISH AIRCRAFT OF WORLD WAR II by Jeff Herne



... 160 pages, paperbound, Crowood Press, 2020 (retail price \$29.99, available online for \$21.95 at Edward R. Hamilton Bookseller, www.hamiltonbook.com)

Several years ago, our chapter's Spitfire group build revived my interest in World War II British combat aircraft. However, apart from a few Squadron books and some long out of print Arco guides, it seemed that detailed (and in color) books on building RAF and RN aircraft were surprisingly limited, especially when compared to what was available for modelling German and American WWII warbirds.

Jeff Herne's new *Modelling British Aircraft of World War II* is a handy reference manual that helps to bridge that gap. In one volume filled with 300 color photographs, Herne takes novice and experienced modelers step-by-step through building, painting and detailing models of five legendary British aircraft. Herne's guide also mixes in color photographs of restored planes, including cockpits and other details. He wisely leaves combat history and technical specs to other reference works.

This excellent book is made even better by chapters devoted to 1939-1945 RAF colors and markings (including paint chips and camouflage schemes) and making model bases and dioramas. Especially impressive are the chapters describing construction of Tamiya's 1/48 Mosquito FB Mk VI and Hasegawa's 1/72 Lancaster B Mk III. For those really wanting a challenge, Herne also journeys through the build of Tamiya's 1/48 Swordfish Mk II...hardly a kit for the faint of heart. The projects covered are largely "out of the box," although a 1/32 Revell Spitfire Mk IIa is spruced up with aftermarket resin and photoetch parts.

Highly experienced modelers will be bored by the first two chapters (33 pages total) as the author explains basics to beginners: scale, choosing an appropriate kit, essential building techniques, glues, paints, tools, etc. However, even advanced model building is a repetition of doing many fundamental skills well. It's admirable that Herne doesn't automatically assume that his readers are already trophy winners or as adept at handling an airbrush as a samurai wielding his sword. He provides tips and techniques that will work as well on a P-47 or a Zero as on a Spitfire.

I recommend this "how to" guide to all fans of World War II British fighters and bombers.

IPMS RICHMOND

OLD DOMINION OPEN

SCALE MODEL SHOW & CONTEST

FEBRUARY 26, 2022

RICHMOND RACEWAY COMPLEX

**Henrico Hall
600 E. Laburnum Ave.
Richmond, VA 23222**

**Doors Open at 8:30 am
Registration Closes at
12:00 pm Noon**

**Over 70 Model Categories
Hobby Vendors
Huge Kit Drawing**



2020 ODO Best in Show Winner





Follow IPMS Richmond for updated information on:

<http://ipmsrichmond.blogspot.com> or www.facebook.com/IPMSRichmond



In 2019, Tamiya gave the aircraft model world a superb new kit with its Lockheed P-38 F/G Lightning. It followed shortly with a P-38H kit leaving the door open for the definitive J and L variants. Hopefully, that's in the works for some time in the future. The Lightning kit incorporates new molds and advances first displayed with the earlier Spitfire I and Bf-109G-6 releases. All parts fit together perfectly with little or no fill required; the interior and landing gear bay detail is outstanding; and weights are included for the two booms and the nose pod of the aircraft. There are few seams or ejector pin marks and the ones that exist are in non-conspicuous places. There are 54 steps shown in the instructions but each step covers only a few parts similar to the new Airfix kits. The instructions should be followed in sequence in order to avoid fit problems later. Clear parts masks are provided although they took the paint off when I removed them so I opted for a set of Eduard masks which are perfect. Decals are provided for two aircraft: "White 147" 339th Fighter Squadron, 347 Fighter Group, 13th Air Force, Operation Vengeance (attack on Admiral Isoroku Yamamoto's aircraft) Bouganville Island, April 1943; and "White 33" 39th Fighter Squadron, 35th Fighter Group, 5th Air Force,



Development of the P-38

Design of the P-38 began in 1937 by a Lockheed team under the direction of Hall Hibbard and Clarence "Kelly" Johnson. The team considered a range of twin-engine configurations including both engines in a central fuselage with push-pull propellers. Eventually this was dropped in favor of a configuration including twin booms to accommodate the tail assembly, engines, and turbo-superchargers, with a central nacelle for the pilot and armament. Several armament combinations were considered but the final one incorporated in the P-38E included four M2 Browning .50 caliber machine guns and one Hispano 20mm auto cannon with 150 rounds, all mounted in the nose in front of the pilot. This gave the aircraft a potent concentrated punch. By late 1942 the P-38s were being used in the Mediterranean and Pacific Theaters.



Mediterranean and European Theaters

In the Mediterranean Theater of Operations, early results were mixed. Overall, the P-38 suffered its higher losses in this theater partly because of misuse and inexperience. Initially, the P-38 was used primarily as a bomber escort but were vulnerable to attack from above by German fighters because the aircraft was required to fly near the bombers at all times and was not granted the initiative to fly ahead and clear airspace. After serious losses, American leadership changed tactics and the P-38's combat performance improved. German assessment of the P-38 was mixed with some Luftwaffe pilots saying the P-38 was more maneuverable and faster than their planes but others claiming the opposite. Fighter Chief Adolf Galland bluntly said it was inferior to the German fighters. So who is right in this discussion. Obviously, experience of pilots has much to do with the performance of this aircraft in combat.

In Europe, the P-38 was used to escort bombers in raids over Germany along with the P-47 but the result of these raids was often disastrous with high casualties among bombers and escorts. However, this was during a time when the Luftwaffe was at its peak. The P-38 excelled as a fighter-bomber but this role was later given to the P-47 and the bomber escort duty was turned over to the P-51 as more of these excellent aircraft arrived in Europe.

Pacific Theater

The P-38 was used most extensively and successfully in the Pacific theater, where it proved more suited, combining exceptional range with the reliability of two engines for long missions over water. With the oppressive tropical heat, the cockpit temperatures soared and pilots often flew in shorts, sneakers, and a parachute. Even though it could not outturn the A6M Zero and other Japanese aircraft in a dogfight, it had superior speed and a good rate of climb that allowed it to make multiple passes at its target. With all of its guns in the nose, it could quickly take out the lightly armored Japanese planes and at longer ranges than other aircraft with wing mounted guns. In the Pacific, the P-38 was the aircraft of American's top aces, Richard Bong (40 victories), Thomas McGuire (38 victories, and Charles MacDonal (27 victories). The plane was a winner from the very beginning of its deployment there and, combined with the Marine Corps' F4U Corsair and the Navy's F6F Hellcat, greatly reduced the Japanese Air Forces as a major threat until the advent of the kamikaze.

August Demonstration: Photo-Etch Part 2 - Soldering, Itinerary ...Scott Wallace



- A brief overview from PART 1
- Introduction to soldering techniques and tools and materials
- Demonstrations of:
 - Seams
 - Tinning

I will be folding and soldering a 1/35 scale German MG34/42 Ammo Box (patronenkasten) for this purpose.

Hummel Scratch-Build Interior Gallery

...Scott Wallace

Time permitting I would also like to show off my current Hummel project (Interior Scratch-build) complete with engine and scratch- built ZF SSG77 APHON transmission... I've attached a few pics.



Generous Model Kit Donation To Honor Late Husband :

*IPMS Richmond
President - Mike Lyons*

Dear Mr. Lyons,

My children and I are attempting to honor my husband's love of modeling as we let go of his collection of model kits.

Does your club have any projects where you work with veterans or other groups to learn to build models ? Or do you know of any other organizations or projects that do ?

Most of the model kits Mark had are above a beginner level. Does your club ever auction model kits to raise money for your club ?

If your club could use these model kits, I would like to talk to you.

I welcome any suggestions or assistance you can give to find "homes" for Mark's model kits.

Sincerely,

*Deb Merritt Bragg
(---) ----- (Home)
(---) ----- (Cell)*

I can't think of a better way to show the love of this family and their generosity than to reproduce the above letter that Mike Lyons received. Mrs. Bragg donated 47 kits, Mike contributed 16 of those to Fork Union, a military school that has a scale modeling group which IPMS Richmond has been helping acquire quality model kits for their cadets.

....editor

Chapter Display Case Relocated to HobbyTown on West Broad St., Richmond

I received abrupt orders, from the Chesterfield County Airport (a.k.a. Richmond Executive Airport) management to remove the chapter display case, prior to the July chapter meeting. The Terminal was being renovated, and the display case was located in the Terminal Lobby. Through the awesome efforts of Travis Johnson and Gene Rasmussen, the HobbyTown owners were convinced to make room for it in the new Broad Street store's club area. Others (John Kimbriel, Alex Valz, and Richard Leininger) helped to empty the display case of items in time for the July 6 move, accomplished by Stewart Moving & Storage. Gene has "coordinated" the installing of new and varied display items, and acquired a sign that features our blogspot address. *...editor*



14 Gene Rasmussen (l.) & Thomas Pulliam (r.)



The Very BEST OF THE WEST

2021 IPMS/USA NATIONAL CONVENTION

LAS VEGAS, NV



AUGUST 18 - 21, 2021

A Convention Experience of a Lifetime awaits you in The Fabulous City of Las Vegas



The Rio Resort is located just minutes from the airport and the famous Las Vegas Strip.

2,000 All-Suite Rooms for \$114 per night for up to ten days stay time.

4 luxurious swimming pools, day spa & gym.

13 Nightclubs, bars & lounges.

14 Restaurants, buffets and snack bars.

Free Parking



Enjoy our beautiful outdoor wonders or the unlimited shows, nightlife and gaming. When the model and vendor rooms close, the action begins.

Valley of Fire – Grand Canyon
Fremont Street Experience
The Strip - World Class Shopping
Major Shows & Performers
Fine Dining - Hoover Dam
Lake Mead Boating Tours
Museums - Gun Ranges - Speed Racing




67,000 square feet of luxuriously appointed convention space, all but an elevator ride away from your room and refreshments.

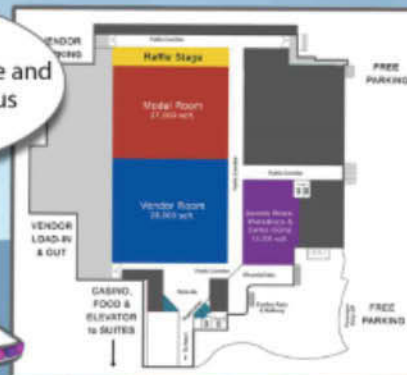
Ground-level load-in and out for vendors

Excellent lighting with thick easy-on-your-feet carpeting

Eight demo rooms



"We love Las Vegas, only light years from home and lots to see. Come join us for the 21'Nats"



Visit our website for information on Hotel Reservations - Resort Amenities Attractions - Sights & Sounds of Las Vegas - Organized Event Tours Contest Rules & Categories Contest & Vendor Forms

General Information
director.nats2021@aol.com

Vendors
vendors.2021nats@gmail.com

Website
www.natslv2021.com

IPMS Richmond Chapter Information

The Richmond Chapter of the International Plastic Modelers Society was established in 1972 by five area scale modelers. Combining great talent and passion for scale modeling, they created IPMS Richmond, with the expressed hope of spreading their enthusiasm for modeling to others in Central Virginia, and beyond.

Chapter members and guests meet the second Monday of each month, sharing their latest projects during "Show 'n Tell", developing improved modeling techniques while enjoying award winning members' demonstrations and special guest speakers. Members organize trips to public events that focus on scale modeling, competition, and history. Quarterly, our members gather just to build models as a group, and to enjoy each other's modeling, in-progress.

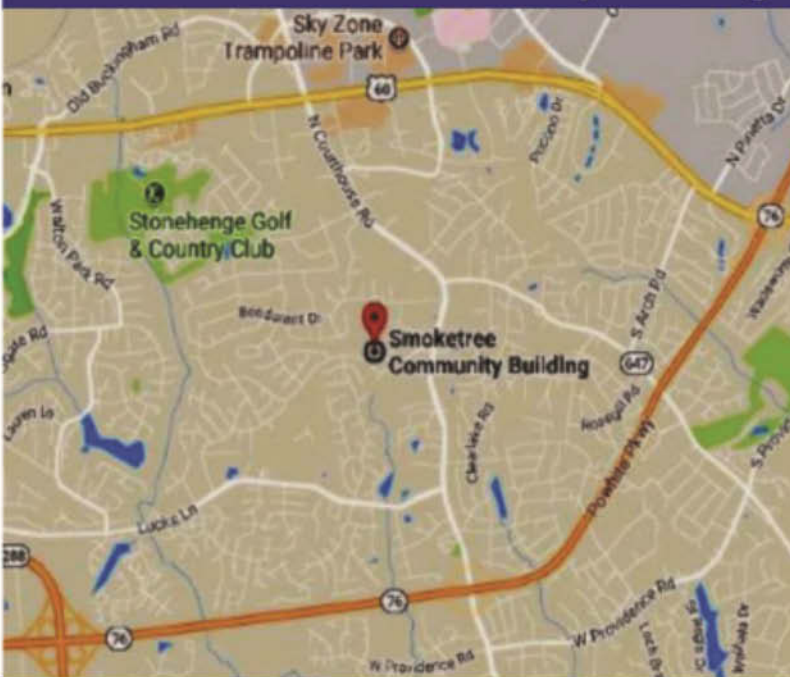
IPMS Richmond hosts the Mid-Atlantic's largest annual one-day scale modeling event, the Old Dominion Open model show and contest, which attracts a thousand, and more, to fellowship, compete, shop vendors offering the latest and vintage hobby products, and to be amazed at the over 1,000 completed scale models on display.

IPMS USA membership is encouraged, but not required. Chapter annual membership fee: \$25 (& special discount family membership fee). IPMS Richmond is governed by its constitution and by-laws, administered by annually elected officers. We share your love for scale modeling, no matter the subject, and we invite you to join us.

visit IPMSRICHMOND.blogspot.com



Venue: Smoketree Community Building



11100 Smoketree Drive, Richmond

Chapter Officers

President, Prizes, Contact..... **Michael Lyons**
mlyons@richmondicezone.com & 804.306.4517

Vice President **Richard Leininger**
Raleininger@verizon.net & 804.739.2267

Treasurer..... **Alex Valz**
avlz66@verizon.net & 804.929.1214

Secretary..... **E.L. Motley**
804.852.7829

Old Dominion Open Chairman..... **Chris Bryan**
modelprofessor@gmail.com

Facebook..... **Bob Walls**

Newsletter Editor..... **Mark Elder**