

Genuine IPMS Richmond, Virginia

# SPARE PARTS

December

An IPMS/USA Award Winning Newsletter

2021

**Next Meeting: Monday, December 13, 7:00, at Smoketree Community Building (see the Chapter Info page). Featured will be member & partner only Annual Holiday Dinner Party, 2021 "Cold War 1960-1970" Chapter Contest, and Mike's Grand Prize Drawings**



*James Alvis' above AMT 1/25 Yellow & Chrome "Bulldozer" reminds me of an all-metal "Tonka Toy" bulldozer I discovered under my family's Christmas tree, well over five decades ago. James presented his "Bulldozer" during the November 8 Show & Tell, not happy about the clarity of the kit's instructions. Looks good to me!*

IPMS Richmond - Social Media Presence  
[www.ipmsrichmond.blogspot.com](http://www.ipmsrichmond.blogspot.com)



# SPARE PARTS LIST

Next Meeting is December 13.....	Pg. 1
Minutes of November 8 Chapter Meeting....	Pg. 2
November 8 Show & Tell Gallery.....	Pg. 4
Frugal Modeler Strikes Again.....	Pg. 8
Alex's Bench: Hobby Boss 1/48 F4U-1.....	Pg. 9
AMPS 2022 Convention.....	Pg. 11
2022 Old Dominion Open.....	Pg. 12
Chapter Contest Entry Form.....	Pg. 13

Chapter member Tim Bowman needs a ride to meetings. Tim lives at 1217 Nelson St., Richmond. He can meet you at Krogers on Cary St.. or elsewhere. Please Call Tim at (804) 301-2518

*Minutes of November 8, 2021 Chapter Meeting...* by Scott Wallace, Secretary

The November 2021 meeting of the IPMS, Richmond Chapter was called to order by Chapter President Mike Lyons at 7pm on November 8th. There were 26 Members and 1 Guest in attendance.

The meeting was opened with President Mike Lyons welcoming Aaron back after a long absence. Mike also welcomed guest John Mullins. After his opening comments, Chapter President Lyons called upon Chapter Vice-President Richard Leininger to give his ODO Report.

The ODO Report/Update was as follows: Richard has been waiting for some time for a quote on the "Best of" Awards. He stopped by Crown Awards to check on progress of the estimate/quote. No estimate was ready at that time. Richard pressed them for styles and numbers. The "Best Of Show" award will be 8 inches in height, the "Best Of Genre" awards will be 6" in height.. The "Category" awards are medallions. We will only purchase one years worth of these awards. Richard also reminded us that we have 2 year's worth of the Gold, Silver and Bronze medals.

Richard then reported that the Tidewater IPMS had requested 2 tables to hold a Bill Brickhouse Memorial Group Build. The intent is to finish off several of Bill's unfinished/"In Progress" works in his style. It was also requested by Bill's widow that the "Best of Aircraft" award be given in Bill's name. Both requests were given a favorable decision by the ODO committee.

The following was also included in the ODO Report:

- Letter have been written to Manufacturers seeking donations, they are to be sent out early December
- Proposal that "Best of" category winners are to be photographed with award and winning model was discussed, but not decided upon.
- 91 Tables have been sold to date (as reported by Craig Norris)
- Gene Rasmussen requested that O.D.O flyers be made available at local hobby shops, ie. HobbyTown.

END OF O.D.O. REPORT

...continued on Pg. 3



President Mike Lyons called upon Secretary Scott Wallace. Scott had nothing to report or comment on at this time.

Treasurer Alex Valz:

- Presented Treasurer's Report

- A \$250 HobbyTown Gift Card was sent, in the Chapter's name, to the Fort Bragg Modelers Club.

President Mike Lyons concluded the Business Phase of the meeting with the following:

Next month's meeting will be Monday December 13th. That night will be our Chapter (member & partner) Christmas Party! This years model contest theme is Cold War Era!

The dinner, catered by Rich Lyons of SUPPER Restaurant will be highlighted with BBQ Chicken, Meatloaf and Crispy Cream Bread Pudding, plus the usual array of wonderful side dishes.

President Lyons then introduced a new feature at our meetings, The Mini-Demo. This is where participants will get 5 minutes to show off a tool, technique or book of interest that they wish to share with the membership. Mark Elder was introduced as our very first participant. For his first Demo, Mark shared with us an inexpensive alternative paper for lining our spray booths. His second Demo was mini clamps uses and where to find them. Wooden "Mini Clothes Pins", found in craft stores, can be used when only minor pressure is required, like aircraft wing trailing edges and tank main gun barrels.



*Gentle Clamps: Wooden Mini Clothes Pins of various sizes are available from craft stores like Hobby Lobby and Michael's. Mark uses them to clamp delicate surfaces together that do not require brute force for glueing.*

Upon completion of Mark's Mini Demo's a 5 minute break was called.

The meeting was called back to order by President Mike Lyons and Show and Tell was introduced. 10 participants showed and described 18 projects, see Page 4.

President Mike Lyons reminded the membership of the Christmas Party and adjourned the meeting at 8:57pm. On to the raffle.

**HobbyTown USA**<sup>®</sup>  
*Toys for All Ages!*



Richard Leininger's Tamiya 1/20 (Left) 1991 Jordan 191 & (Right) 1998 Ferrari F310 B with custom made bases



(Above): Richard Leininger's Revell 1/24 1997 "Parts America Funny Car" with custom made base



(Above) John Mullins' Geo-Met 1/4 scale resin "Werewolf of London" bust



(Left) 2 views of John Mullins' modified Mike Hill 1/4 scale resin "Lugosi Dracula" bust





Scott Ratliff's AMT 1/48 "Vega" piloted by Wiley Post for his first around the globe flight in 1932. Kit built out of box. Decals are from Lindberg Round2 Models produced kit. All Scott's kits are painted with Testors enamel paints and gloss clear lacquer.



Scott Ratliff's Lindberg 1/48 "Vega" piloted by Wiley Post for his second around the globe flight and for high altitude flight testing in 1935. Built out of box.

Scott Ratliff's AMT 1/48 Vega floatplane built out of box with modified kit decals.



Scott Holtz's new-tool Airfix 1/72 Hawker Typhoon IB. Kit built out of box with kit decals applied.



James Crumpler's MB 1/72 Mk. I Female British WWI Tank



Kimiyoshi Okabe's Italeri 1/72 "Carro Armato M13/40"



Kimiyoshi Okabe's Airfix 1/76 "Saracen Mk. III"



Glen Martin's Tamiya 1/35 "Production Tiger I"





Scott Oates' 1/144 Collection of 1/144 scale Eduard Supermarine "Spitfire" Mk. IX's, Mark 1 de Havilland "Mosquito" Mk. IV, and A-Model Avro "Lancaster" Mk. Bill



Close-up of Scott's Eduard 1/144 Supermarine "Spitfire" Mk. IX



Bob Walls' Tamiya 1/16 "Panzer IB"



Bob Walls' Italeri 1/35 M998A1 "Humvee"



Bob Walls' 1/16 "DAK Tanker"



James Alvis' Fujimi 1/72 "Stuka"

Frugal Modeler Strikes Again:

Bob Walls



An FYI: X-ACTO has come out with a new Z series of blades. Below is the company's blub describing it. I got mine off Amazon two months ago and Richard L bought one. We both agree the new Z blades last longer. They do cost more than generic number 11 blades but I think they are worth it at least for one of my several knife handles. You can pick a handle with this new blade at Michaels for less than \$6.00 or just buy the new blades. Stays sharper longer and tip seems to not break as fast as the generic ones. The handle is just a regular X-ACTO #1 with a nice gold twist ferrule. You can just buy the blades if you don't need a handle:

***"The X-ACTO Z-Series #1 knife is the sharpest, most durable precision knife ever. When creating these new blades, the goal has been to design, develop and manufacture a #11 blade that is absolutely "best in class." The gold hue on the cutting edge is a zirconium nitride coating and the result is the sharpest blade in the industry; one that easily cuts paper, plastic, balsa, thin metal, cloth, film and acetate. A necessity for crafting, scrapbooking and any work that needs fine detailing, the Z-Series delivers delicate, precision cutting, trimming and stripping."***



Author Alex Valz

Scale \_\_\_\_\_

Model Type: (styrene, resin, etc.) Styrene Manufacturer HobbyBoss

Model Subject F4U-1 Corsair Birdcage (1/48)

Please score the following:

Molding	Very Good
Detail	Very Good
Fit	Average
Accuracy	Very Good
Ease of Assembly	Fair



Please score the following:

Instructions	Fair
Decals	Average
Clear Parts	Very Good
Multi-media Parts	N/A
Value	Very Good

**Difficulties:**

Although it built up into a very nice model of this outstanding fighter, I thought the HobbyBoss Corsair was a little difficult to construct because of some fit problems and unclear instructions. After the interior was installed, the fuselage halves did not meet and I had to use putty to seal gaps on the top and bottom. The kit includes a very nice well detailed engine but the instructions are unclear as to the location of the exhausts. Consequently, once I had completed the engine, it would not fit into the cowl and fuselage and I had to remove a number of parts in order to get it to fit. That was very disappointing but most of these details cannot be seen once the engine is installed and sealed up inside the model.

**Additional Comments:**


The decals included with this kit were generic and uninteresting so I ordered the Eagle Editions Birdcage Corsair Part 2 and chose to use the striking "Spirit of 76" decals with red borders around the national insignias. Major Robert Owens was the pilot of this plane but he only flew it once and there is no information on who may have flown it subsequently. I painted my completed Corsair with a mix of Tamiya Intermediate Blue (XF-18) and Sky Grey (XF-19) in roughly a 60:40 ratio. This was the standard blue/gray scheme for Marine aircraft in the first year and a half of the war. Later Marine aircraft would be painted in the attractive three tone scheme with non-secular sea blue on the tops of the wings and fuselage. This particular aircraft also may have included a field applied dark blue on the top of the fuselage at some later stage of its use. I would recommend this kit with reservations as it may prove frustrating for inexperienced modelers.

Recommended? Yes  No







Typical Hobby Boss box-top artwork is dramatic and eye-catching, other kit manufacturers take note.



Parts sprue features fuselage halves that take separate rudder assembly. Note open cowling flaps and folding wing components.



Parts sprue features more folding wing pieces, intricate landing gear and radial engine components.



Clear parts sprue that includes 2 sliding canopies, belly "bombing" window, and navigation lights.




"Spirit of '76" pilot: U.S. Marine Corps Major Robert G. Owens, Jr



Alex's kit construction, painting and weathering, and his choice of Eagle Editions decals, excellent!





Join us in Virginia for the 26th AMPS convention! Scale modelers are invited to bring their creative work for display and plug into the friendly and instructional atmosphere.

The convention theme is Move It! Build a subject that hauls, moves, or transports supplies, vehicles or people and you could receive a theme special award.

Many of the best armor modeling product vendors will be with us to help you find great deals on new and old kits, tools, books and accessories.

Seminars from inspiring hobbyists and historians will teach you new techniques.

Come early and visit the many museums and military collections in the region.

**AMPS-2022**

**7-9 APRIL**

**CONTEST/DISPLAYS · AWARDS · VENDORS  
SEMINARS · PRODUCT DEMOS · RAFFLE**

**THE MARRIOTT AT CITY CENTER  
740 TOWN CENTER DRIVE · NEWPORT NEWS, VA**



Visit the AMPS website for all the details: [AMPS-Armor.org](http://AMPS-Armor.org)

# IPMS RICHMOND

## OLD DOMINION OPEN

**SCALE MODEL SHOW & CONTEST**

**FEBRUARY 26, 2022**

**RICHMOND RACEWAY COMPLEX**

**Henrico Hall  
600 E. Laburnum Ave.  
Richmond, VA 23222**

**Doors Open at 8:30 am  
Registration Closes at  
12:00 pm Noon**

**Over 70 Model Categories  
Hobby Vendors  
Huge Kit Drawing**



*2020 ODO Best in Show Winner*



**Follow IPMS Richmond for updated information on:**

**<http://ipmsrichmond.blogspot.com> or [www.facebook.com/IPMSRichmond](http://www.facebook.com/IPMSRichmond)**



# DECEMBER 2021 CHAPTER CONTEST ENTRY FORM

PRINT ALL INFORMATION CLEARLY, COMPLETE FORM PRIOR TO REGISTRY OF ENTRY



**ENTRY NUMBER:** (from registrar)..... \_\_\_\_\_

**CATEGORY NUMBER:** (see below)..... \_\_\_\_\_

### CATEGORIES:

- 1) Figures    2) Armor/Artillery/Softskins    3) Civilian Cars/Trucks
- 4) Maritime                      5) Aviation                      6) Real Space & Sc-Fi
- 7) Dioramas & Vignettes                      8) Other Subjects
- 9) Cold War: 1960-1970 Entries

**SUBJECT:** \_\_\_\_\_  
*Manufacturer                      Designation                      Popular Name*

**KIT(s) USED:** \_\_\_\_\_ **Scale:** \_\_\_\_\_

**ENTER IN SPACE BELOW ANY MODIFICATIONS, TECHNIQUES, OR OTHER INFORMATION YOU WISH TO BRING TO JUDGES' ATTENTION. PLACE ADDITIONAL DOCUMENTATION WITH YOUR ENTRY, IF DESIRED. IF THIS IS A BIRTH YEAR ENTRY, PLEASE EXPLAIN.**

-----  
*Fold under and place beneath Entry*

**NAME:** \_\_\_\_\_ **ENTRY NO.:** \_\_\_\_\_

**SUBJECT:** \_\_\_\_\_