

IPMS RICHMOND'S GENUINE

SPARE PARTS

April

IPMS/USA Award Winning Newsletter

2022

Next Meeting: Monday, April 11 at the Smoketree Community Building, building opens at 6:30 P.M., action commences at 7:00. All scale modelers are invited to attend. Primary focus of this meeting: Chapter members' and your latest models...



Above: Scott Oates presented his small but awesome Meng 1/35 "Popski's Wasp" Flamethrower Jeep during the March 14 S&T. Important, see "Note!" on Page 2.

IPMS Richmond - Social Media Presence
www.ipmsrichmond.blogspot.com

SPARE PARTS LIST

Next Meeting	Pg. 1
March 14 Chapter Meeting.....	Pg. 2
March 14 Show & Tell Gallery.....	Pg. 3
Travis' 1/12 Renault Williams FW14B.....	Pg. 7
Kit Review: Tamiya 1/35 T-55A.....	Pg. 9
Wake Up Call - Jeep Group Build.....	Pg. 11
R2C's Region II Spring Update.....	Pg. 12
Kit Review: Italeri 1/35 M47 "Patton".....	Pg. 13
2022 Old Dominion Open: Tigerwerks.....	Pg. 15
Move It! AMPS - 2022.....	Pg. 16
2022 Mid-Atlantic NNL.....	Pg. 17
Chapter Information.....	Pg. 18

Note!

Just a reminder that we have only a little over a month and a half to the end of the IPMS Richmond Jeep Group build. If you are finished, great! If you have not started, you still have time.

Please bring you models to the May 9th meeting so we can get a picture of the group's efforts and talk about what we might want to do with the finished models.

Bob Walls

(H) 804-740-3736

Minutes of the March 14, 2022 Chapter Meeting...

Scott Wallace, Secretary

The Membership was called to order at 6:50pm, by President Mike Lyons, with 28 members and no guests in attendance.

Vice President and ODO Chairman Richard Leininger was called upon to give his final report on the 2022 ODO. V.P. Leininger gave his report.

After a brief discussion regarding a 2023 ODO. A motion to hold the ODO in 2023 was put forth by Gene Rasmussen. The motion was seconded by E.L. Motley. By unanimous vote, the motion carried.

By a show of hands proof was given that the bulk of the ODO Committee was more than willing to serve for another go in 2023

President Mike Lyons made a request to the Membership that a motion be put forth to send a donation to Models for Troops. Gene Rasmussen put forth the motion and Milton Conkle seconded. By unanimous approval the motion carried.

A recess was called at 7:30pm by President Lyons.
The Membership was called back to order at 7:45pm by President Lyons.

Vice-President Richard Leininger introduced Show & Tell. As always, GREAT STUFF!
Upon completion of Show & Tell, President Lyons reminded everyone that our next meeting will be April 11 2022 at 7pm.

Meeting was adjourned at 8:40 pm.

These Minutes respectfully submitted by: Secretary Scott Wallace



(Left) Richard Leininger's exquisitely built Tamiya 1/700 "HMS Rodney" plows through his custom made and realistically painted water. Supported by Richard's scratch made base and acrylic cover (not shown), this is a great display piece.



(Above) Ron Craig's Trumpeter 1/35 WWII German 38H (f) Artillery Observation Vehicle features strategically placed spare track "armor" and 3-Tone Camouflage.



(Above) Alex Valz's 1/48 Eduard Profipak Marseille's Bf109F "Yellow 14" (Left) and Aussie Spitfire Mk. VIII "Grey Nurse" (Right) with non-typical White wing leading edge bands.



Another view of Scott Oates' Meng 1/35 "Popski's Wasp" Flamethrower Jeep (See newsletter cover)



Scott Holtz's Italeri 1/72 Bf.109F "Friederich" of JG54, the "Green Hearts". Ace pilot: Maj. Hannes Trautloft flying in Russia, 1941.



Bob Walls' 1/35 Meng "Popski's Wasp" (Left) and Tamiya "Amphibious Jeep" (Right).



James Alvis' Revell 1/32 "Canadian Huey Rescue Helicopter", his biggest yet...



Glen Martin's in-progress Revell 1/72 Ar-240 A02. Note Bare Metal Foil masking.



(Above) Glen Martin's abundantly detailed Tamiya 1/35 "SS Tiger I" and standing figure on landscaped base with SS tanker uniform insignia.



(Above) Scott Ratliff's "difficult" 1/48 AMT Ju-88A-4 with typically crowded Luftwaffe bomber crew.



(Left) Kimiyoshi Okabe's beautifully rendered pair of Italeri 1/72 "Carro Armato M13/40s"



(Above) Kimiyoshi Okabe's Bandai sword wielding "Shin Getter" magically steps out of picture frame.



(Above) Scott Ratliff's "difficult" Academy 1/48 "F-14A Tomcat". Can you tell I like hi-viz Grumman Tomcats?



(Above) Travis Johnson presents his Tamiya 1/12 Renault Williams FW14B, relating how he was inspired to complete his ODO multi-awards winner when amazed by a recent build by fellow Formula 1 builder Richard Leininger.

Author Travis Johnson

Scale 1/12

Model Type: (styrene, resin, etc.) Styrene, resin parts. Manufacturer Tamiya

Model Subject Renault Williams FW14B

Please score the following:

Molding	Excellent
Detail	Excellent
Fit	Very Good
Accuracy	Excellent
Ease of Assembly	Excellent



Please score the following:

Instructions	Excellent
Decals	Average
Clear Parts	Very Good
Multi-media Parts	Excellent
Value	Excellent

Difficulties:

Tamiya paints were used TS44 brilliant blue on monocoque and nose cone. TS26 pure white on cowling and TS34 camel yellow. Throughout entire car has top studio detail master upgrades with scale motorsports carbon decals. Very fun build my first 1/12 kit took over a year.



Recommended? Yes No



Author Mark Elder

Scale 1/35

Model Type: (styrene, resin, etc.) Styrene Manufacturer Tamiya

Model Subject Croatian T-55A M.B.T., circa 1995

Please score the following:

Molding	Excellent
Detail	Excellent
Fit	Very Good
Accuracy	Very Good
Ease of Assembly	Average



Please score the following:

Instructions	Very Good
Decals	Fair
Clear Parts	N/A
Multi-media Parts	N/A
Value	Very Good

Difficulties:

Only difficulty I had was deciding which of various kit-provided versions to build, as Croatia fought Serbia with Soviet and Warsaw-Pact built T-55's, which could vary significantly in minor but noticeable details. Decals were thick.



Additional Comments:

To accentuate cast turret, a stippled layer of Mr. Surfacer 1000 Putty was applied. The turret's prominent "handrails" were replaced with brass rod. Gun barrel is by Aber. The kit antenna and base were replaced with Aber (IIRC) made replacement. Friulmodel metal track replaced kit's rubber-band track and Hudson & Allen Tow Cables were used. Tamiya acrylic paints and Vallejo Green Armor Weathering paints/powders were applied, then sealed with Liquitex thinned Matt Medium sprayed thru Iwata Eclipse and Neo airbrushes. Camouflage scheme is based on T-55 delivery base paint with commonly seen "street applied" Brown added. Kit-bashed styrene and aftermarket stowage were added to turret. I purchased Duplicata 1/35 Croatia flags, hoping to drape one on rear of turret as seen in many videos and images from the 1990's conflict. I could not fold, drape, or furl the paper flags in a realistic appearance, so gave up. I found a nice resin tent/tarp roll that was painted and affixed where the flag was to go, and am happy with that. Croatian national marking decals came from sources like Aeromaster and Karaya. As the Russian invasion of Ukraine continues, we can look back to another small country, Croatia, resisting the larger and better equipped Serbia, and beating the odds to win and retain its independence.

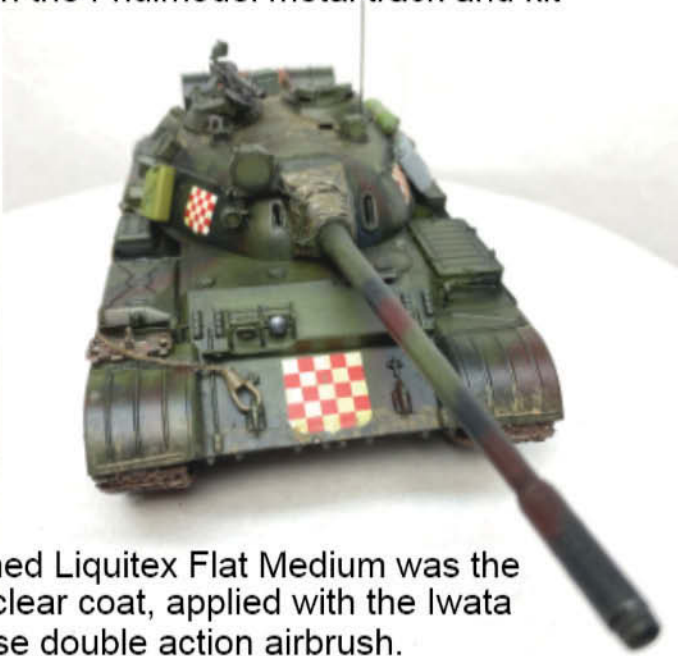
Recommended? Yes No




(Above) Basic assembly. Progress as of Feb. 2020 Show & Tell, with brass turret rails, Aber aluminum barrel, and kit provided engine deck grills. The latter I'd replace if I build another T-55.



I applied Vallejo's AFV Painting System's "AFV Green Vehicles Weathering Set (7 Colors)" which includes paints and pigments. I especially like the results on the Friulmodel metal track and kit provided roadwheels.



Thinned Liquitex Flat Medium was the final clear coat, applied with the Iwata Eclipse double action airbrush.




Just a reminder that we have only a little over a month and a half to the end of the IPMS Richmond Jeep Group build. If you are finished, great! If you have not started, you still have time.

Please bring you models to the May 9th meeting so we can get a picture of the group's efforts and talk about what we might want to do with the finished models.

Bob Walls

(H) 804- 740-3736



The masks are coming off, slowly but surely, and smiles are evident across the Region. Show season is back, better than ever!!! IPMS Richmond kicked off the 2022 show season with the Old Dominion Open and hundreds of smiling, happy vendors and participants filled the Richmond Raceway event center a couple of weeks ago. Special congratulations go out to James Herndon, winner of Best of Show for his USS Constellation aircraft carrier. Kudos to all of the other winners and participants.

The following weekend, MDA and Roanoke Valley IPMS sponsored the 2022 MDA car show model contest to help out Jerry's kids. Large crowds were present at both shows, and smiling, happy faces were everywhere to be seen.

Up next on the show circuit is the ever popular MosquitoCon 30, held at the Wayne PAL center in Wayne, NJ on April 2nd. Always a crowd-pleaser, this show has run in consecutive years (until Covid) for over 30 years and is well worth the trip to upstate NJ. Big Bill Schwartz, Mike Pavlo and the NJ guys and gals are ready to welcome you the Garden State. Bring your latest creations to the show to compete or bring yourself for a full day of model shopping and fun and friendship. Be sure to help support their sponsorships by contacting Big Bill at whsch@optimum.net

Region 2 continues its show season on April 16th in Fairfax, VA with the 2022 Model Classic, held in the Fairfax High School. Tim Barb, Tom Henderson and the rest of the NOVA crew are ready to welcome one and all to the 2022 version of a show-stopper contest. Huge vendor area, competitive model categories, huge raffle and more make the "Classic" one not to miss. Contact Tim Barb at tabarbmc@gmail.com for more details.

August 13th brings Region 2 back to the VA Shoot-Out model contest and show in Salem, VA. The Roanoke Valley boys are chomping at the bit to get back to work putting on their show. Covid 19 put a halt on plans for the 2-day Regional Convention, but they are ready to open the doors to the modeling community for a one-day show at the Salem Civic Center. Vendor tables and sponsorships are available for sale. 78 categories, 10 special awards and the club championship award are available for reservation. Please contact Greg Clower for vendor tables at gclower@aol.com or Tim Ward at twardf86@aol.com for more information and sponsorship sales.

PennCon 2022 returns to the Army Heritage Museum in Carlisle, PA on September 10th. Dana Sadarananda is the contact person for the 2022 show and he can be reached at child1402@gmail.com for more information on the show. Please be sure to support this show and all shows with sponsorships, raffle donations, vendor table sales and more.

Last, but certainly not least, on the 2022 show circuit is MarauderCon 2022, hosted by IPMS Baltimore and IPMS DC. To be held at the Level Volunteer Fire Department in Havre De Grace, MD on October 22, 2022, Mark Altizer is the point-man on this show and can be reached at maltizer1@verizon.net

Please support all of these shows in 2022 with trophy sponsorships, raffle donations, judging help and more. Region 2 is only as strong as its modeling base. And remember, Happy Modeling!!!

Tim Ward
Region 2



KIT REVIEW: ITALERI 1/35 PORTUGUESE M47 "PATTON"

Author Mark Elder

Scale 1/35

Model Type: (styrene, resin, etc.) Styrene Manufacturer Italeri

Model Subject M47 "Patton"

Please score the following:

Molding	Very Good
Detail	Very Good
Fit	Very Good
Accuracy	Very Good
Ease of Assembly	Very Good



Please score the following:

Instructions	Very Good
Decals	Average
Clear Parts	N/A
Multi-media Parts	N/A
Value	Very Good

Difficulties:

Typical vintage Italeri armor kit is molded in Olive Drab instead of Medium Gray that other kit manufacturers have switched too. Yes, that's the only "difficulty", having to primer paint over a dark plastic. I did break the 50 calibre machine gun pintle mount by forcing it, but it really wasn't required on the tank I built, so left the weapon off.



Additional Comments:

Assembled kit out of box with Tamiya glue, filled seams with Tamiya White Putty, and applied Tamiya paints (even the new-to-me XF-86 Flat Clear Coat). Paints were thinned with Tamiya acrylic thinner, not the lacquer thinner so popular today. Markings are a Star Decals set of Southern NATO Pattons. I used the markings for a colorful outside display Portuguese M47 memorial. This build required no personal gear, or in-service weathering.

Cookie Sewell did one of his no-photos (but very informative) reviews of this kit, giving it high marks, saying it may be Italeri's best scale model kit. That's good enough for me.

Having decided to build the Portuguese "Patton" featured on the Star decal sheet, the instructions depicted partial front and side views of an M47 with mantlet cover, I had resolved to purchase the Tamiya re-release of the Italeri kit (features an added mantlet cover). I discovered an on-line image of my subject with no mantlet cover, like the Italeri kit. Kit provided rubber band track were painted and stayed securely together after CA gluing the ends together. Best track of this type I've assembled. Radio antenna are brass rods, so its technically not an out of box build.

Recommended? Yes No

KIT REVIEW: ITALERI 1/35 PORTUGUESE M47 "PATTON"



Kit Decals





Phil Lavender

Tiger Werke

www.tigerwerkeresin.com
 Email: tigerwerkeresin@sccoast.net
 843-236-0259


"Resin accessories for the scale modeling enthusiast"

I spoke to Phil Lavender of Tiger Werke during the Feb. 26 O.D.O.. I had seen numerous award winning armor entries that were supported by beautiful hardwood and resin bases that he offered. It was time to abandon my use of "cheap craft store bases" as Alex Valz refers to them. Purchasing a nice stained Walnut base at the O.D.O. and receiving a free resin square glue bottle (Tamiya) holder GLU-Budy, I felt it necessary to give Tiger Werke's Phil Lavender a shout-out. In addition to the above, Teger Werke carries many resin diorama details, etc. Check them out on the website noted (Above Left) and abandon those cheap craft store wood bases.



Competent modelers/painters can easily get the awesome results as seen here on Tiger Werke's resin cast 1/35th railroad crossing and on the city cobble street base shown to the right.





Join us in Virginia for the 26th AMPS convention! Scale modelers are invited to bring their creative work for display and plug into the friendly and instructional atmosphere.

The convention theme is Move It! Build a subject that hauls, moves, or transports supplies, vehicles or people and you could receive a theme special award.

AMPS-2022

7-9 APRIL

Many of the best armor modeling product vendors will be with us to help you find great deals on new and old kits, tools, books and accessories.

Seminars from inspiring hobbyists and historians will teach you new techniques.

Come early and visit the many museums and military collections in the region.

**CONTEST/DISPLAYS · AWARDS · VENDORS
SEMINARS · PRODUCT DEMOS · RAFFLE**

**THE MARRIOTT AT CITY CENTER
740 TOWN CENTER DRIVE · NEWPORT NEWS, VA**



Visit the AMPS website for all the details: AMPS-Armor.org

27th Annual **Mid-Atlantic NNL**

www.mamasboyz.org

May 14, 2022

9 AM—3 PM

Admission \$10.00 (*under age 16, free*)

“Tri-Five Vehicles” (ALL!)



Vendors



**Door
Prizes**

Sub-Theme:

“Vehicles of 1970”



**Note New
Location!**



**Level Volunteer Fire Company
3633 Level Village Rd
Havre De Grace, MD 21078**

**Vendor/Show Info—Contact Dave Toups
E-mail: davetoups351@gmail.com
Phone: (410) 239-7081**

**Make & Take
(Up to age 12)**

IPMS Richmond Chapter Information

The Richmond Chapter of the International Plastic Modelers Society was established in 1972 by five area scale modelers. Combining great talent and passion for scale modeling, they created IPMS Richmond, with the expressed hope of spreading their enthusiasm for modeling to others in Central Virginia, and beyond.

Chapter members and guests meet the second Monday of each month, sharing their latest projects during "Show 'n Tell", developing improved modeling techniques while enjoying award winning members' demonstrations and special guest speakers. Members organize trips to public events that focus on scale modeling, competition, and history. Quarterly, our members gather just to build models as a group, and to enjoy each other's modeling, in-progress.

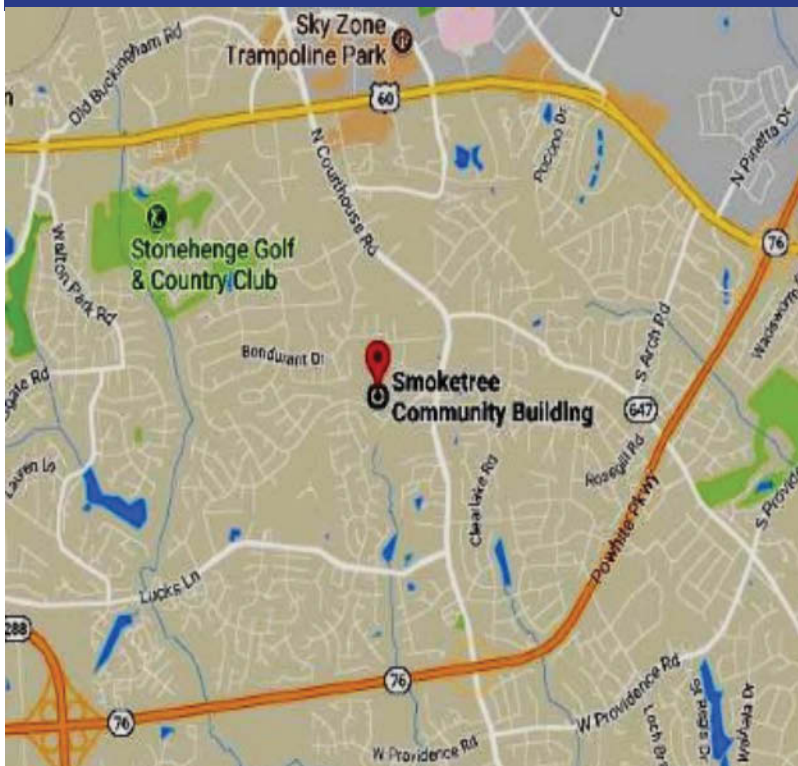
IPMS Richmond hosts the Mid-Atlantic's largest annual one-day scale modeling event, the Old Dominion Open model show and contest, which attracts a thousand, and more, to fellowship, compete, shop vendors offering the latest and vintage hobby products, and to be amazed at the over 1,000 completed scale models on display.

Annual membership fee: \$25 (and special discount family membership fee). IPMS Richmond is governed by its constitution and by-laws, administered by annually elected officers. We share your love for scale modeling, no matter the subject, and we invite you to join us.

visit IPMSRICHMOND.blogspot.com



Venue: Smoketree Community Building



11100 Smoketree Drive, Richmond

2021/2022 Chapter Officers

President, Prizes, Contact..... **Michael Lyons**
mlyons7628@gmail.com & 804.306.4517

Vice President..... **Richard Leininger**
raleininger@verizon.net

Treasurer..... **Alex Valz**
avlz66@verizon.net & 804.929.2657

Secretary..... **Scott Wallace**
s.wallace6256@gmail.com & 410.274.8709

Old Dominion Open..... **Richard Leininger**

Facebook..... **Bob Walls**

Blogspot..... **Mark Groth**

Newsletter Editor..... **Mark Elder**
mark701@comcast.net